
































Parent video
How to say the sounds



Ruth Miskin Website
Phonics at home

Speed Sounds Set 1

m 	a 	s 	d 	t 
i 	n 	p 	g 	o 
c 	k 	u 	b 	f 
e 	l 	h 	sh 	r 
j 	v 	y 	w 	th 
z 	ch 	qu 	x 	ng nk

Speed Sounds Set 2

<p>ay</p>  <p>may I play?</p>	<p>ee</p>  <p>what can you see?</p>	<p>igh</p>  <p>fly high</p>	<p>ow</p>  <p>blow the snow</p>	<p>oo</p>  <p>poo at the zoo</p>
<p>oo</p>  <p>look at a book</p>	<p>ar</p>  <p>start the car</p>	<p>or</p>  <p>shut the door</p>	<p>air</p>  <p>that's not fair</p>	<p>ir</p>  <p>whirl and twirl</p>

Speed Sounds Set 3

<p>ea</p>  <p>cup of tea</p>	<p>oi</p>  <p>spoil the boy</p>	<p>ou</p>  <p>shout it out</p>	<p>oy</p>  <p>toy for a boy</p>	
<p>ā-e</p>  <p>make a cake</p>	<p>i-e</p>  <p>nice smile</p>	<p>ō-e</p>  <p>phone home</p>	<p>ū-e</p>  <p>huge brute</p>	<p>aw</p>  <p>yawn at dawn</p>
<p>are</p>  <p>care and share</p>	<p>ur</p>  <p>nurse with a purse</p>	<p>er</p>  <p>a better letter</p>	<p>ow</p>  <p>brown cow</p>	<p>ai</p>  <p>snail in the rain</p>
<p>oa</p>  <p>goat in a boat</p>	<p>ew</p>  <p>chew the stew</p>	<p>ire</p>  <p>fire, fire!</p>	<p>ear</p>  <p>hear with your ear</p>	<p>ure</p>  <p>sure it's pure</p>